

PARK RIDGE

DUBAI HILLS
ESTATE



PROPERTY SHOP
INVESTMENT LLC



EMAAR



MERAAS



WHERE URBAN LIVING
AND NATURE UNITE

1, 2 and 3 bedroom apartments
Equipped with modern amenities
Adjacent to Central Park & Boulevard



TAKE A STROLL THROUGH THE
SCENIC CENTRAL PARK AND
ENJOY THE OUTDOORS

Children's Play Areas, Outdoor Gymnasium
2 Kilometre Jogging Track, Art Installations
Fountains, Water Features and Splash Pad



EXPLORE A RANGE OF RETAIL OUTLETS,
CAFÉS, RESTAURANTS AND RECREATIONAL
FACILITIES ON THE BOULEVARD

Popular Cafés and Restaurants
A Variety of Retail Stores and Recreation Facilities
Art Studios and Installations



VISIT DUBAI HILLS ESTATE MALL FEATURING
HIGH STREET FASHION BRANDS, DINING
OPTIONS AND ENTERTAINMENT VENUES

Cutting-edge Cinemas, Family Entertainment Venues
Linked Directly to Future Metro Lines
Leading Fashion and Retail Outlets











AMENITIES



DUBAI HILLS ESTATE

DUBAI MARINA
THE DUBAI MALL
BURJ KHALIFA

10
MINUTES

JUMEIRAH
BEACH

12
MINUTES

DUBAI CREEK
TOWER

15
MINUTES

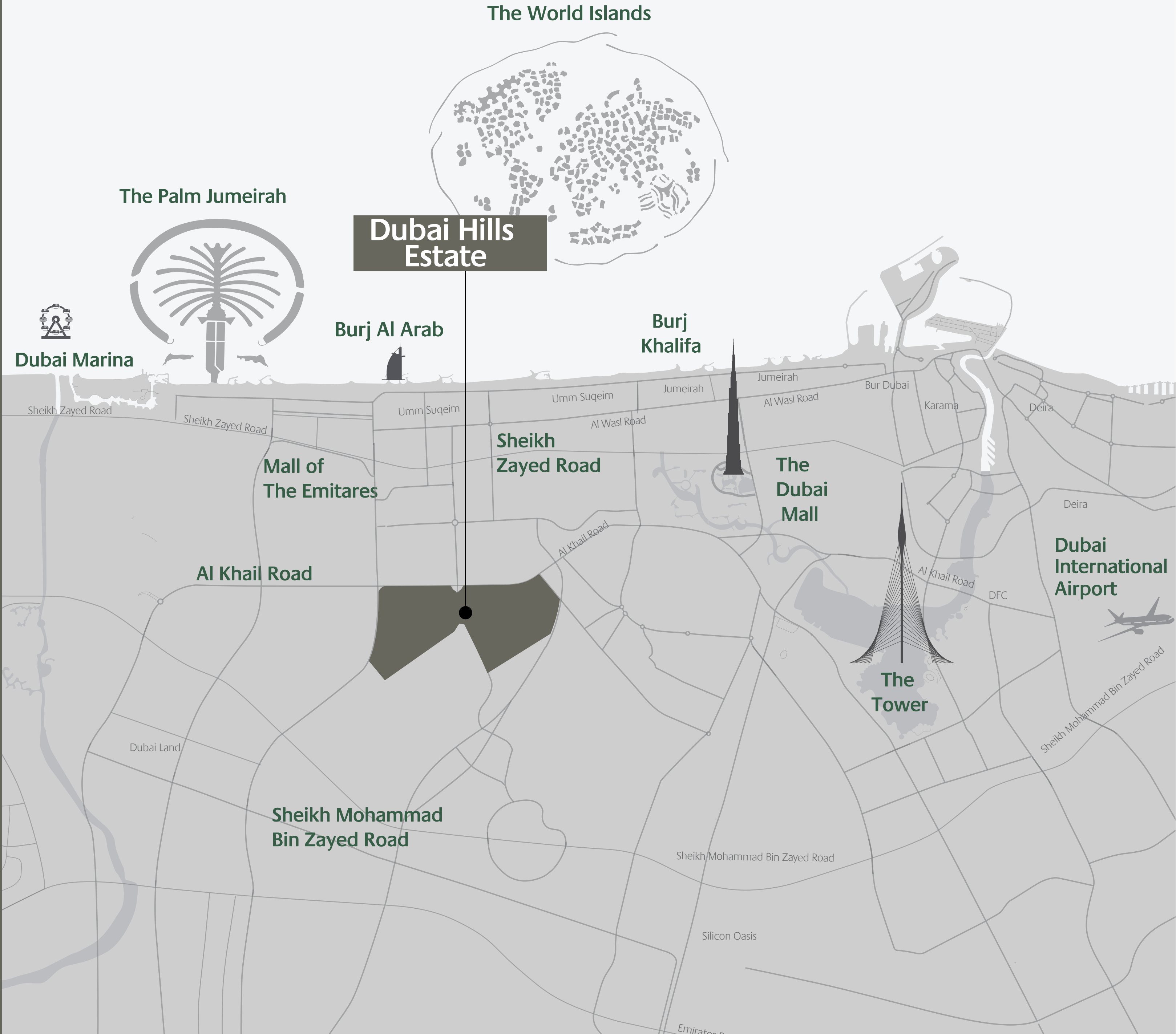
DUBAI INTL
AIRPORT

20
MINUTES

AL MAKTUUM
AIRPORT

35
MINUTES

All Distances are Approximate



DUBAI HILLS

ESTATE



32,000
RESIDENTIAL UNITS



282,000 SQM
REGIONAL MALL



132,000
RESIDENTS



3
SCHOOLS




1,100 KEYS
3 HOTELS



1.45 MILLION
SQM
PARKS & OPEN SPACES



54
KILOMETERS
BICYCLE ROUTES



1.120 M SQM
18 HOLE GOLF COURSE



2
HOSPITALS



PROPERTY SHOP
INVESTMENT LLC

DUBAI HILLS
ESTATE

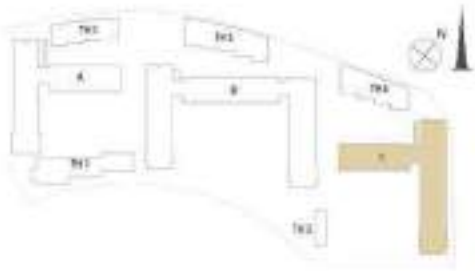
PARK RIDGE
TOWER C & TOWNHOUSES
FLOOR PLANS




EMAAR |



MERAAS



1 BEDROOM - 1A & 1B	
TOWER C	
LEVELS	UNITS
GF	01, 02, 03, 04, 05, 09, 10, 18
UNIT AREA	
56.41 ^{Sq.m.} / 607.19 ^{Sq.ft.}	
GARDEN AREA	
24.75 ^{Sq.m.} / 266.41 ^{Sq.ft.}	
TOTAL AREA	
81.16 ^{Sq.m.} / 873.60 ^{Sq.ft.}	



LEVEL 01



LEVEL 02



LEVEL 03



LEVEL 04



LEVEL 05



LEVEL 09



LEVEL 10



LEVEL 18



LEVEL 19

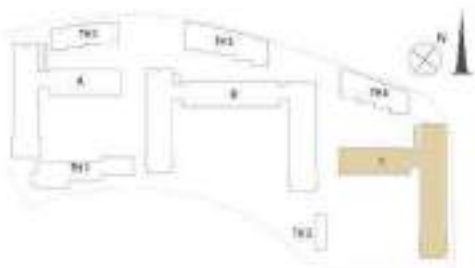


LEVEL 20




LEVEL 21

FLOOR PLAN 1: All dimensions are in imperial and metric, and measured from finish to finish excluding construction tolerances. 2. All materials, dimensions, and drawings are approximate only. 3. Information is subject to change without notice, at developer's absolute discretion. 4. Actual area may vary from the stated area. 5. Drawings not to scale. 6. All images used are for illustrative purposes only and do not represent the actual size, features, specifications, fittings, and furnishings. 7. The developer reserves the right to make revisions/alterations, at its absolute discretion, without any liability whatsoever.



1 BEDROOM - 1C	
TOWER C	
LEVELS	UNITS
01	03, 04, 06, 12, 13, 21
02-07	03, 04, 06, 12, 13, 21
08	03, 04, 06, 12, 13, 21
09	03, 04, 06, 12, 13, 21
10	03, 04, 06, 12, 13, 21
11	03, 04, 06, 12, 13, 21
12	03, 04, 06, 12, 13, 21
13-18	03, 04, 06, 12, 13, 21
19-21	03, 04, 06, 12, 13, 21
22	03, 04, 12
UNIT AREA 56.55 ^{sqm} / 608.70 ^{sq ft}	
BALCONY AREA 3.99 ^{sqm} / 42.95 ^{sq ft}	
TOTAL AREA 60.54 ^{sqm} / 651.65 ^{sq ft}	



LEVEL 01



LEVEL 02



LEVEL 08



LEVEL 09



LEVEL 10



LEVEL 11



LEVEL 12



LEVEL 13



LEVEL 19

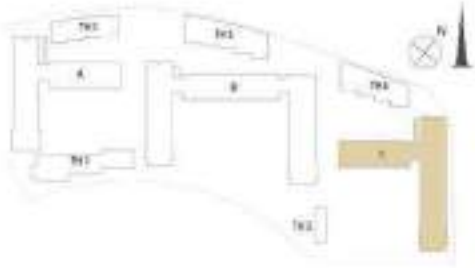


LEVEL 22




LEVEL 22

FLOOR PLAN 1: All dimensions are in imperial and metric, and measured from finish to finish excluding construction tolerances. 2. All materials, dimensions, and drawings are approximate only. 3. Information is subject to change without notice, at developer's absolute discretion. 4. Actual area may vary from the stated area. 5. Drawings not to scale. 6. All images used are for illustrative purposes only and do not represent the actual size, features, specifications, fittings, and furnishings. 7. The developer reserves the right to make revisions/alterations, at its absolute discretion, without any liability whatsoever.



1 BEDROOM - 1D	
TOWER C	
LEVELS	UNITS
01	01, 02, 05, 11
02-07	01, 02, 05, 11
08	01, 02, 05, 11
09	01, 02, 05, 11
10	01, 02, 05, 11
11	01, 02, 05, 11
12	01, 02, 05, 11
13-18	01, 02, 05, 11
19-21	01, 02, 05, 11
22	02
UNIT AREA	
56.31 ^{Sq.m} / 606.12 ^{Sq.ft}	
BALCONY AREA	
3.99 ^{Sq.m} / 42.95 ^{Sq.ft}	
TOTAL AREA	
60.30 ^{Sq.m} / 649.07 ^{Sq.ft}	



LEVEL 01



LEVEL 02



LEVEL 03



LEVEL 04



LEVEL 05



LEVEL 06



LEVEL 07



LEVEL 08



LEVEL 09

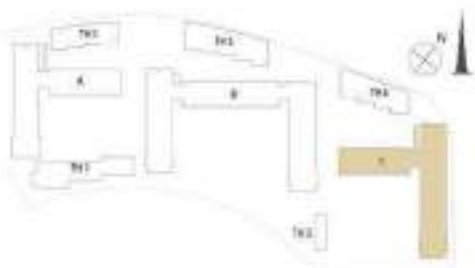


LEVEL 10




LEVEL 11

FLOOR PLAN 1: All dimensions are in imperial and metric, and measured from finish to finish excluding construction tolerances. 2. All materials, dimensions, and drawings are approximate only. 3. Information is subject to change without notice, at developer's absolute discretion. 4. Actual area may vary from the stated area. 5. Drawings not to scale. 6. All images used are for illustrative purposes only and do not represent the actual size, features, specifications, fittings, and furnishings. 7. The developer reserves the right to make revisions/alterations, at its absolute discretion, without any liability whatsoever.



1 BEDROOM - 1B	
TOWER C	
LEVELS	UNITS
19-21	17
22	08
UNIT AREA	
57.04 ^{sq.m} / 613.97 ^{sq.ft.}	
BALCONY AREA	
2.92 ^{sq.m} / 31.43 ^{sq.ft.}	
TOTAL AREA	
59.96 ^{sq.m} / 645.40 ^{sq.ft.}	



LEVEL 19



LEVEL 20



LEVEL 21



LEVEL 22



LEVEL 23



LEVEL 24



LEVEL 25



LEVEL 26



LEVEL 27

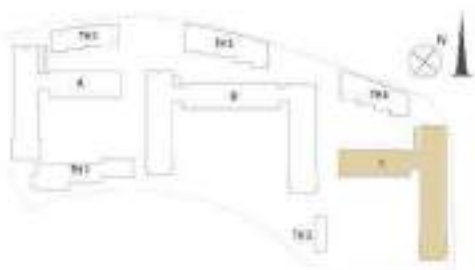


LEVEL 28



LEVEL 29

FLOOR PLAN 1: All dimensions are in imperial and metric, and measured from finish to finish excluding construction tolerances. 2. All materials, dimensions, and drawings are approximate only. 3. Information is subject to change without notice, at developer's absolute discretion. 4. Actual area may vary from the stated area. 5. Drawings not to scale. 6. All images used are for illustrative purposes only and do not represent the actual size, features, specifications, fittings and furnishings. 7. The developer reserves the right to make revisions/alterations, at its absolute discretion, without any liability whatsoever.



2 BEDROOM - 2A	
TOWER C	
LEVELS	UNITS
GF	06, 07, 08, 11, 12, 13, 15, 17
UNIT AREA	
87.54 ^{Sq.m} / 942.27 ^{Sq.ft.}	
GARDEN AREA	
39.22 ^{Sq.m} / 422.15 ^{Sq.ft.}	
TOTAL AREA	
126.76 ^{Sq.m} / 1364.43 ^{Sq.ft.}	



LEVEL 06



LEVEL 07



LEVEL 08



LEVEL 11



LEVEL 12



LEVEL 13



LEVEL 15



LEVEL 17



LEVEL 15A



LEVEL 16A




LEVEL 17A

FLOOR PLAN 1: All dimensions are in imperial and metric, and measured from finish to finish excluding construction tolerances. 2. All materials, dimensions, and drawings are approximate only. 3. Information is subject to change without notice, at developer's absolute discretion. 4. Actual area may vary from the stated area. 5. Drawings not to scale. 6. All images used are for illustrative purposes only and do not represent the actual size, features, specifications, fittings and furnishings. 7. The developer reserves the right to make revisions / alterations, at its absolute discretion, without any liability whatsoever.



2 BEDROOM - 2C	
TOWER C	
LEVELS	UNITS
01	07, 08, 09, 10, 14, 15, 16, 19, 20
02-07	07, 08, 09, 10, 14, 15, 16, 19, 20
08	07, 08, 09, 10, 14, 15, 16, 19, 20
09	07, 08, 09, 10, 14, 15, 16, 19, 20
10	07, 08, 09, 10, 14, 15, 16, 19, 20
11	07, 08, 09, 10, 14, 15, 16, 19, 20
12	07, 08, 09, 10, 14, 15, 16, 19, 20
13-18	07, 08, 09, 10, 14, 15, 16, 19, 20
19-21	07, 08, 09, 10, 14, 15, 16, 19, 20
22	01, 05, 06, 07, 10, 11
UNIT AREA	
87.60 ^{Sqm} / 942.92 ^{Sq.ft.}	
BALCONY AREA	
5.18 ^{Sqm} / 55.76 ^{Sq.ft.}	
TOTAL AREA	
92.78 ^{Sqm} / 998.68 ^{Sq.ft.}	



LEVEL 01



LEVEL 02



LEVEL 08



LEVEL 09



LEVEL 10



LEVEL 11



LEVEL 12



LEVEL 13



LEVEL 19

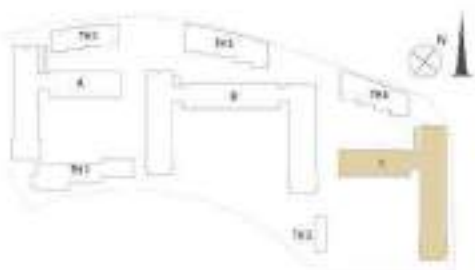


LEVEL 22




LEVEL 22

FLOOR PLAN 1: All dimensions are in imperial and metric, and measured from finish to finish excluding construction tolerances. 2. All materials, dimensions, and drawings are approximate only. 3. Information is subject to change without notice, at developer's absolute discretion. 4. Actual area may vary from the stated area. 5. Drawings not to scale. 6. All images used are for illustrative purposes only and do not represent the actual size, features, specifications, fittings and furnishings. 7. The developer reserves the right to make revisions/alterations, at its absolute discretion, without any liability whatsoever.



3 BEDROOM - 3A	
TOWER C	
LEVELS	UNITS
GF	14, 15
UNIT AREA	
130.79 ^{Sq.m.} / 1407.81 ^{Sq.ft.}	
GARDEN AREA	
76.97 ^{Sq.m.} / 828.50 ^{Sq.ft.}	
TOTAL AREA	
207.76 ^{Sq.m.} / 2236.31 ^{Sq.ft.}	



LEVEL 01



LEVEL 02



LEVEL 03




LEVEL 04



LEVEL 05



LEVEL 06



LEVEL 07



LEVEL 08



LEVEL 09

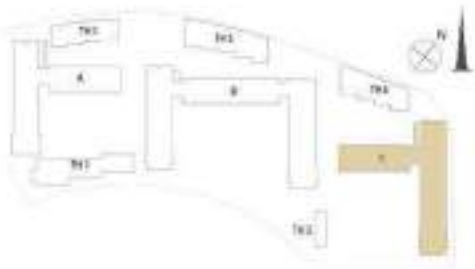


LEVEL 10




LEVEL 11

FLOOR PLAN 1: All dimensions are in imperial and metric, and measured from finish to finish excluding construction tolerances. 2. All materials, dimensions, and drawings are approximate only. 3. Information is subject to change without notice, at developer's absolute discretion. 4. Actual area may vary from the stated area. 5. Drawings not to scale. 6. All images used are for illustrative purposes only and do not represent the actual size, features, specifications, fittings, and furnishings. 7. The developer reserves the right to make revisions/alterations, at its absolute discretion, without any liability whatsoever.



3 BEDROOM - 3B	
TOWER C	
LEVELS	UNITS
01	17, 18
02-07	17, 18
08	17, 18
09	17, 18
10	17, 18
11	17, 18
12	17, 18
13-18	17, 18
UNIT AREA	
130.79 ^{sqm} / 1407.81 ^{sq ft}	
BALCONY AREA	
16.72 ^{sqm} / 179.97 ^{sq ft}	
TOTAL AREA	
147.51 ^{sqm} / 1587.78 ^{sq ft}	



LEVEL 01



LEVEL 02-07



LEVEL 08



LEVEL 09



LEVEL 10



LEVEL 11



LEVEL 12



LEVEL 13-18



LEVEL 19

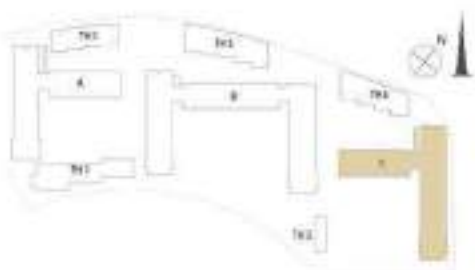


LEVEL 20




LEVEL 21

FLOOR PLAN 1: All dimensions are in imperial and metric, and measured from finish to finish excluding construction tolerances. 2. All materials, dimensions, and drawings are approximate only. 3. Information is subject to change without notice, at developer's absolute discretion. 4. Actual area may vary from the stated area. 5. Drawings not to scale. 6. All images used are for illustrative purposes only and do not represent the actual size, features, specifications, fittings and furnishings. 7. The developer reserves the right to make revisions/alterations, at its absolute discretion, without any liability whatsoever.



3 BEDROOM - 3D	
TOWER C	
LEVELS	UNITS
19-21	18
22	09
UNIT AREA	
140.15 ^{Sq.m.} / 1508.56 ^{Sq.ft.}	
BALCONY AREA	
95.38 ^{Sq.ft.} / 1026.66 ^{Sq.ft.}	
TOTAL AREA	
235.53 ^{Sq.m.} / 2535.22 ^{Sq.ft.}	



LEVEL 19



LEVEL 20



LEVEL 21



LEVEL 22



LEVEL 23



LEVEL 24



LEVEL 25



LEVEL 26



LEVEL 27

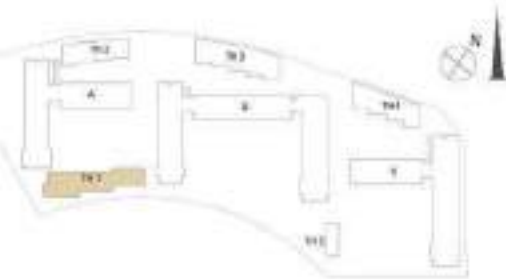


LEVEL 28



LEVEL 29

FLOOR PLAN 1: All dimensions are in imperial and metric, and measured from finish to finish excluding construction tolerances. 2. All materials, dimensions, and drawings are approximate only. 3. Information is subject to change without notice, at developer's absolute discretion. 4. Actual area may vary from the stated area. 5. Drawings not to scale. 6. All images used are for illustrative purposes only and do not represent the actual size, features, specifications, fittings and furnishings. 7. The developer reserves the right to make revisions/alterations, at its absolute discretion, without any liability whatsoever.



PODIUM TOWNHOUSES - TYPE A	
LEVELS	UNITS
	TH01, TH02, TH03, TH04, TH05, TH06
UNIT AREA	
145.77 ^{Sq.m} / 1569.06 ^{Sq.ft.}	
GARDEN AREA	
92.45 ^{Sq.m} / 995.12 ^{Sq.ft.}	
TOTAL AREA	
238.22 ^{Sq.m} / 2564.18 ^{Sq.ft.}	





PODIUM TOWNHOUSES-TYPE B

LEVELS	UNITS
	TH07, TH08, TH09, TH10, TH11, TH12, TH13, TH14, TH15
UNIT AREA	
	160.64 ^{Sq.m.} / 1729.11 ^{Sq.ft.}
GARDEN AREA	
	90.80 ^{Sq.m.} / 977.36 ^{Sq.ft.}
TOTAL AREA	
	251.44 ^{Sq.m.} / 2706.47 ^{Sq.ft.}



BASEMENT 01



GROUND LEVEL



LEVEL 01





PODIUM TOWNHOUSES - TYPE C	
LEVELS	UNITS
	TH16, TH17, TH18, TH19
UNIT AREA	
	160.74 ^{Sq.m} / 1730.19 ^{Sq.ft.}
GARDEN AREA	
	93.78 ^{Sq.m} / 1009.44 ^{Sq.ft.}
TOTAL AREA	
	254.52 ^{Sq.m} / 2739.63 ^{Sq.ft.}



BASEMENT 01



GROUND LEVEL



LEVEL 01






PODIUM TOWNHOUSES - TYPE D	
LEVELS	UNITS
	TH20, TH21
UNIT AREA	
	160.74 ^{sq.m} / 1730.19 ^{sq.ft.}
GARDEN AREA	
	24.53 ^{sq.m} / 264.04 ^{sq.ft.}
TOTAL AREA	
	185.59 ^{sq.m} / 1997.68 ^{sq.ft.}



GROUND LEVEL



LEVEL 01



CONTACT DETAILS

Head Office

Tel: 02 205 2999

Tel: 600 548 200

P.O.BOX 109537, Abu Dhabi, UAE

Al Reem Island, City of Lights, Addax Tower

Level 4410

www.propertyshopinvestment.com
info@psinv.net

Al Reem Island Office

Amaya Tower, G Floor, Al Reem Island,
Shams Abu Dhabi, United Arab Emirates

